

# PG

L2535/L2540/L2540plus

## Flexible mono printing at high performance speeds








The PG L2535, PG L2540 and PG L2540plus are Olivetti's latest A4 Mono Desktop laser printers. Not only they are compact and robust but are also high speed machines delivering jobs quickly and silently with indispensable functions that are ideally suited to individual users and small workgroups.

The PG L2535 reaches printing speeds of 35 A4 pages per minute while the PG L2540 and PG L2540plus print at 40 ppm, respectively. They are all equipped with a standard duplex unit and provide a print **resolution of 1,200 dpi** and **first page-out time of under 7 seconds**, but only the PG L2540plus supports **Wi-Fi and Wi-Fi Direct as standard**.

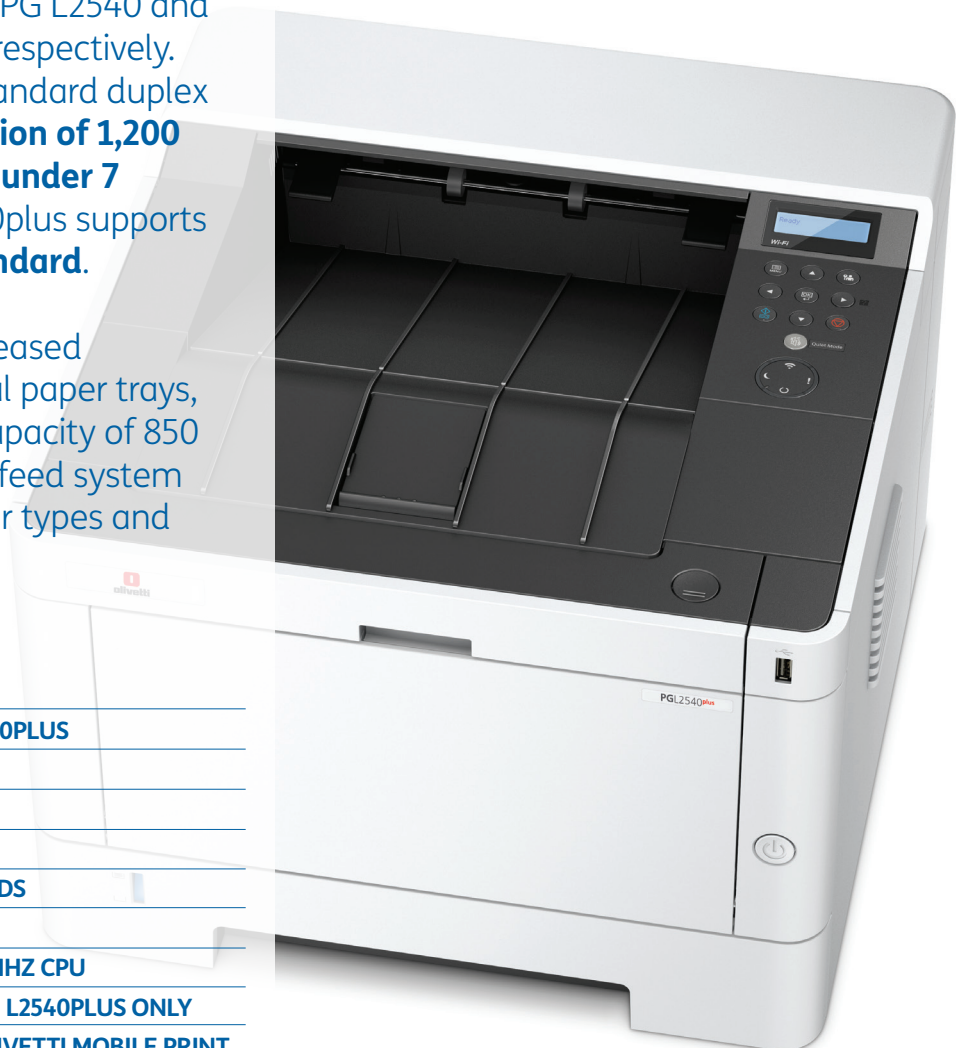
Productivity can be further increased through the addition of optional paper trays, achieving a maximum paper capacity of 850 sheets. With a four-way paper feed system supporting a broad mix of paper types and sizes, versatility is guaranteed!

- UP TO 40 PPM WITH PG L2540 AND PG L2540PLUS
- UP TO 35 PAGES WITH PG L2535
- PRINTING QUALITY UP TO 1,200 DPI
- STANDARD DUPLEX ON ALL MODELS
- FIRST PAGE-OUT TIME LESS THAN 7 SECONDS
- COMPACT DESIGN, LOW NOISE LEVEL
- HIGH-PERFORMANCE CONTROLLER - 800 MHZ CPU
- WI-FI & WI-FI DIRECT AS STANDARD ON PG L2540PLUS ONLY
- "MOBILE" COMPATIBILITY – AIR PRINT®, OLIVETTI MOBILE PRINT

### Monochrome laser printers

SPEED	
QUALITY	
NETWORKING	
ECO-FRIENDLY	
COMPACT	
SILENT	
WI-FI & WI-FI DIRECT *	

\* PG L2540plus only





Flexible paper management



LCD operator panel PG L2540



LED operator panel PG L2535



Compact and easy to manage

## TECHNICAL SPECIFICATIONS

	PG L2535	PG L2540	PG L2540plus
<b>GENERAL</b>			
Type	Desktop printer		
Technology	Monochrome Laser		
Control Panel	LED	2-row rear-lit LCD display	2-row rear-lit LCD display
Printing Speed	35 pages per minute	40 pages per minute	40 pages per minute
Printing Resolution	300 dpi, 600 dpi, 1200 dpi		
Warm-up Time	15 secs or less		
First Page-out Time	Approx. 6.8 secs or less	Approx. 6.4 secs or less	Approx. 6.4 secs or less
Processor	800 MHz		
Memory	Standard 256 MB, Max. 256 MB		
Standard Interfaces	USB 2.0 (Hi-Speed), Gigabit Ethernet (10Base-T/100Base-TX/1000 Base-T), Slots for SD/SDHC optional cards	USB 2.0 (Hi-Speed), USB Host Interface, Gigabit Ethernet (10Base-T/100Base-TX/1000 Base-T), Slots for SD/SDHC optional cards	USB 2.0 (Hi-Speed), USB Host Interface, Gigabit Ethernet (10Base-T/100Base-TX/1000 Base-T), Wireless LAN, Slots for SD/SDHC optional cards
Base Unit Dimensions (W x D x H)	375 x 393 x 272		
Base Unit Weight	14 Kg		
Power Supply	AC 220/240 V, 50/60 Hz		
Power Consumption	Printing: 620 W; Standby: 8 W; Sleep: 0.8 W		
Noise Levels (ISO 7779/ISO 9296)			
- Printing	47.9 dB(A) LpA	48.8 dB(A) LpA	48.8 dB(A) LpA
- Standby / Sleep mode	Below measurable levels		
Safety Standards	GS, TUV, EC. These products are manufactured by a company operating in conformity with ISO 9001 Quality Standards and ISO 14001 Environmental Directives		
<b>PAPER MANAGEMENT</b>			
Paper Input Capacity	Universal bypass 100 sheets - 60-220 g/m <sup>2</sup> - A4, A5, A6, B5, B6, Letter, Legal, Custom (70 x 148 mm - 216 x 356 mm); Universal paper tray 250 sheets - 60-163 g/m <sup>2</sup> - A4, A5, A6, B5, Letter, Legal, Custom (105 x 148 - 216 x 356 mm). Max paper capacity with options: 850 A4 sheets		
Standard Duplex mode	60 - 163 g/m <sup>2</sup> ; A4, A5, B5, Letter, Legal		
Paper Output Capacity	Max 250 sheets face down		
<b>PRINTING FUNCTIONS</b>			
Emulations	PCL 6 (PCL 5e/PCL-XL), PostScript 3 (KPDL 3), XPS/Open XPS		
Operating Systems	All current Windows operating systems, Mac OS X Version 10.5 or later, UNIX, LINUX and other systems		
Fonts/Barcodes	93 scalable fonts for PCL6 / KPDL3, 8 fonts for Windows Vista, 1 Bitmap font, 45 barcode types (e.g. EAN 8, EAN 13) with automatic generation of checksums and support for PDF417 two-dimensional barcodes (PCL and other barcodes available as options)		
Integrated Accounting	N/A	20 department codes	20 department codes
<b>CONSUMABLES</b>			
Black Toner Cartridge Capacity according to ISO 19752 (B1235)	N/A	Up to 7,200 A4 pages Initial supply up to 3,600 A4 pages	Up to 7,200 A4 pages Initial supply up to 3,600 A4 pages
Black Toner Cartridge Capacity according to ISO 19752 (B1233)	Up to 3,000 A4 pages Initial supply up to 1,000 A4 pages	N/A	N/A
Maintenance Kit (B1236)	Up to 100,000 A4 pages		
<b>OPTIONS</b>			
Paper Tray (B3415)	PF-1100 (Max 2 trays) : 250 sheets; 60-163 g/m <sup>2</sup> ; A4, A5, A6, Letter, Legal, Custom (105 x 148 mm - 216 x 356 mm)		
UG-33 (B8403)	Thin Print protocol support module		
USB IC Card Reader + Card Authentication Kit B- (B8237)	N/A	Various types of identification supported	Various types of identification supported
PCL Barcode Flash 3.0 (B4998)	Extends printable barcodes available		

Performance relates to use of the product under optimal conditions.  
Right reserved to modify technical specifications.  
Registered trademarks are the property of their respective owners.  
PG L2535/PG L2540/PG L2540plus are distributed by Olivetti S.p.A.  
(02/2017) - Code: 49571-00-w